



EVENT RESULTS

IRELAND ICE SWIMMING

Sat, 7th February, 2015

Armagh, north Ireland, Ireland



Overall - Male

| CA | Swimmer Name | Stroke | Time | AR | ER | WR | WC |
|----|---------------------|--------|----------|----|----|----|----|
| 1 | Henri Kaarma | Crawl | 13:53.00 | ✓ | ✓ | ✓ | |
| 2 | Ned Denison | Crawl | 14:37.00 | ✓ | | | |
| 3 | Jon Glover | Crawl | 15:20.00 | ✓ | | | |
| 4 | Lucas Kowalczyk | Crawl | 15:27.00 | ✓ | | | |
| 5 | Patrick Corcoran | Crawl | 15:49.00 | | | | |
| 6 | Padraig Mallon | Crawl | 18:27.00 | | | | |
| 7 | Francis Haughey | Crawl | 18:45.00 | | | | |
| 8 | Thomas O'Hagan | Crawl | 18:49.00 | ✓ | | | |
| 9 | Gregorii Prokopchuk | Crawl | 19:22.00 | | | | |
| 10 | Barry Patterson | Crawl | 20:09.00 | | | | |
| 11 | Ger Kennedy | Crawl | 20:22.00 | | | | |
| 12 | Alexander Brylin | Crawl | 20:24.00 | | | | |
| 13 | Barry O'Connor | Crawl | 23:46.00 | | | | |
| 14 | Noel Grimes | Crawl | 26:06.00 | | | | |

Overall - Female

| CA | Swimmer Name | Stroke | Time | AR | ER | WR | WC |
|----|----------------------|--------|----------|----|----|----|----|
| 1 | Donna Cooke | Crawl | 17:12.00 | ✓ | ✓ | ✓ | |
| 2 | Colleen Blair | Crawl | 18:15.00 | | | | |
| 3 | Nuala Moore | Crawl | 22:03.00 | ✓ | | | |
| 4 | Mollie Conroy | Crawl | 22:27.00 | ✓ | | | |
| 5 | Tatiana Aleksandrova | Crawl | 22:49.00 | ✓ | | | |
| 6 | Judith Spence | Crawl | 24:09.00 | | | | |
| 7 | Gillian McShane | Crawl | 26:00.00 | | | | |
| 8 | Ciara Phillips | Crawl | 27:16.00 | | | | |
| 9 | geraldine fox | Crawl | 32:09.00 | | | | |

Junior - Male

| CA | Swimmer Name | Stroke | Time | AR | ER | WR | WC |
|------|--------------|--------|------|----|----|----|----|
| None | | | | | | | |

Junior - Female

| CA | Swimmer Name | Stroke | Time | AR | ER | WR | WC |
|------|--------------|--------|------|----|----|----|----|
| None | | | | | | | |

Age 18 to 24 - Male

| CA | Swimmer Name | Stroke | Time | AR | ER | WR | WC |
|----|--------------|--------|----------|----|----|----|----|
| 1 | Jon Glover | Crawl | 15:20.00 | ✓ | | | |

Age 18 to 24 - Female

| CA | Swimmer Name | Stroke | Time | AR | ER | WR | WC |
|----|---------------|--------|----------|----|----|----|----|
| 1 | Mollie Conroy | Crawl | 22:27.00 | ✓ | | | |


Age 25 to 29 - Male

| CA | Swimmer Name | Stroke | Time | AR | ER | WR | WC |
|----|----------------|--------|----------|----|----|----|----|
| 1 | Thomas O'Hagan | Crawl | 18:49.00 | ✓ | | | |


Age 25 to 29 - Female

| CA | Swimmer Name | Stroke | Time | AR | ER | WR | WC |
|------|--------------|--------|------|----|----|----|----|
| None | | | | | | | |




Age 30 to 34 - Male

| CA | Swimmer Name | Stroke | Time | AR | ER | WR | WC |
|----|--|--------|----------|----|----|----|----|
| 1 |  Lucas Kowalczyk | Crawl | 15:27.00 | ✓ | | | |



Age 30 to 34 - Female

| CA | Swimmer Name | Stroke | Time | AR | ER | WR | WC |
|----|--|--------|----------|----|----|----|----|
| 1 |  Ciara Phillips | Crawl | 27:16.00 | | | | |




Age 35 to 39 - Male

| CA | Swimmer Name | Stroke | Time | AR | ER | WR | WC |
|----|---|--------|----------|----|----|----|----|
| 1 |  Padraig Mallon | Crawl | 18:27.00 | | | | |
| 2 |  Barry Patterson | Crawl | 20:09.00 | | | | |
| 3 |  Alexander Brylin | Crawl | 20:24.00 | | | | |




Age 35 to 39 - Female

| CA | Swimmer Name | Stroke | Time | AR | ER | WR | WC |
|----|---|--------|----------|----|----|----|----|
| 1 |  Donna Cooke | Crawl | 17:12.00 | ✓ | ✓ | ✓ | |
| 2 |  Colleen Blair | Crawl | 18:15.00 | | | | |



Age 40 to 44 - Male

| CA | Swimmer Name | Stroke | Time | AR | ER | WR | WC |
|----|---|--------|----------|----|----|----|----|
| 1 |  Henri Kaarma | Crawl | 13:53.00 | ✓ | ✓ | ✓ | |
| 2 |  Patrick Corcoran | Crawl | 15:49.00 | | | | |
| 3 |  Noel Grimes | Crawl | 26:06.00 | | | | |


Age 40 to 44 - Female

| CA | Swimmer Name | Stroke | Time | AR | ER | WR | WC |
|----|---|--------|----------|----|----|----|----|
| 1 |  Judith Spence | Crawl | 24:09.00 | | | | |
| 2 |  Gillian McShane | Crawl | 26:00.00 | | | | |
| 3 |  geraldine fox | Crawl | 32:09.00 | | | | |



Age 45 to 49 - Male

| CA | Swimmer Name | Stroke | Time | AR | ER | WR | WC |
|----|--|--------|----------|----|----|----|----|
| 1 |  Gregorii Prokopchuk | Crawl | 19:22.00 | | | | |
| 2 |  Ger Kennedy | Crawl | 20:22.00 | | | | |


Age 45 to 49 - Female

| CA | Swimmer Name | Stroke | Time | AR | ER | WR | WC |
|----|---|--------|----------|----|----|----|----|
| 1 |  Nuala Moore | Crawl | 22:03.00 | ✓ | | | |


Age 50 to 54 - Male

| CA | Swimmer Name | Stroke | Time | AR | ER | WR | WC |
|----|--|--------|----------|----|----|----|----|
| 1 |  Francis Haughey | Crawl | 18:45.00 | | | | |
| 2 |  Barry O'Connor | Crawl | 23:46.00 | | | | |

Age 50 to 54 - Female

| CA | Swimmer Name | Stroke | Time | AR | ER | WR | WC |
|----|--|--------|----------|----|----|----|----|
| 1 |  Tatiana Aleksandrova | Crawl | 22:49.00 | ✓ | | | |

Age 55 to 59 - Male

| CA | Swimmer Name | Stroke | Time | AR | ER | WR | WC |
|----|--|--------|----------|----|----|----|----|
| 1 |  Ned Denison | Crawl | 14:37.00 | ✓ | | | |

Age 55 to 59 - Female

| CA | Swimmer Name | Stroke | Time | AR | ER | WR | WC |
|----|--------------|--------|------|----|----|----|----|
| | | None | | | | | |

Age 60 to 64 - Male

| CA | Swimmer Name | Stroke | Time | AR | ER | WR | WC |
|----|--------------|--------|------|----|----|----|----|
| | | None | | | | | |

Age 60 to 64 - Female

| CA | Swimmer Name | Stroke | Time | AR | ER | WR | WC |
|----|--------------|--------|------|----|----|----|----|
| | | None | | | | | |

Age 65 to 69 - Male

| CA | Swimmer Name | Stroke | Time | AR | ER | WR | WC |
|----|--------------|--------|------|----|----|----|----|
|----|--------------|--------|------|----|----|----|----|

None

Age 65 to 69 - Female

| CA | Swimmer Name | Stroke | Time | AR | ER | WR | WC |
|----|--------------|--------|------|----|----|----|----|
|----|--------------|--------|------|----|----|----|----|

None

Note:**CA** = Country Association **Time** = Swim Time (hh:mm:ss)**AR** = Age-Group Record **ER** = Event Record **WR** = World Record **WC** = World Championship Record

EVENT DETAILS
IRELAND ICE SWIMMING
Sat, 7th February, 2015
Armagh, north Ireland

| | | | |
|-----------------------------|-----------------|---------------------------|-------------|
| Country: | Ireland | Water Temperature: | 3.10°C |
| Country Association: | Ireland | Air Temperature: | 6.10°C |
| World Champs: | No | Wind Speed: | 0.00 Mph |
| National Champs: | Yes | Wind Chill: | 0.00°C |
| Referee: | Alison Cardwell | Pool / Lake / Sea: | Pool |
| Medical Officer: | Finbar McGrady | Fresh/Salt Water: | Fresh Water |
| IISA Official: | Nuala Moore | Pool Length: | 25 metres |
| Event Director: | Padraig Mallon | Swim Distance: | 1000 metres |