




EVENT RESULTS

IISA Ireland Wild Water Armagh Mile


Sun, 18th February, 2018

Wild Water Armagh, Ireland



1000m Freestyle

OVERALL (Male)

| CA | Swimmer Name | Time | AR | ER | WR | WC |
|----|---|----------|----|----|----|----|
| 1 |  Raymond Flanagan | 23:15.00 | | ER | | |

OVERALL (Female)

| CA | Swimmer Name | Time | AR | ER | WR | WC |
|----|--------------|------|----|----|----|------|
| | | | | | | NONE |

Junior (Male)

| CA | Swimmer Name | Time | AR | ER | WR | WC |
|----|--------------|------|----|----|----|------|
| | | | | | | NONE |

Junior (Female)

| CA | Swimmer Name | Time | AR | ER | WR | WC |
|----|--------------|------|----|----|----|------|
| | | | | | | NONE |

Age 18 to 24 (Male)

| CA | Swimmer Name | Time | AR | ER | WR | WC |
|----|--------------|------|----|----|----|------|
| | | | | | | NONE |

Age 18 to 24 (Female)

| CA | Swimmer Name | Time | AR | ER | WR | WC |
|----|--------------|------|----|----|----|------|
| | | | | | | NONE |

Age 25 to 29 (Male)

| CA | Swimmer Name | Time | AR | ER | WR | WC |
|----|--------------|------|----|----|----|------|
| | | | | | | NONE |

Age 25 to 29 (Female)

| CA | Swimmer Name | Time | AR | ER | WR | WC |
|----|--------------|------|----|----|----|------|
| | | | | | | NONE |

Age 30 to 34 (Male)

| CA | Swimmer Name | Time | AR | ER | WR | WC |
|----|--------------|------|----|----|----|------|
| | | | | | | NONE |

Age 30 to 34 (Female)

| CA | Swimmer Name | Time | AR | ER | WR | WC |
|----|--------------|------|----|----|----|------|
| | | | | | | NONE |

Age 35 to 39 (Male)

| CA | Swimmer Name | Time | AR | ER | WR | WC |
|----|--------------|------|----|----|----|------|
| | | | | | | NONE |

Age 35 to 39 (Female)

| CA | Swimmer Name | Time | AR | ER | WR | WC |
|----|--------------|------|----|----|----|------|
| | | | | | | NONE |

Age 40 to 44 (Male)

| CA | Swimmer Name | Time | AR | ER | WR | WC |
|----|--------------|------|----|----|----|------|
| | | | | | | NONE |

Age 40 to 44 (Female)

| CA | Swimmer Name | Time | AR | ER | WR | WC |
|----|--------------|------|----|----|----|------|
| | | | | | | NONE |

Age 45 to 49 (Male)

| CA | Swimmer Name | Time | AR | ER | WR | WC |
|----|--------------|------|----|----|----|------|
| | | | | | | NONE |

Age 45 to 49 (Female)

| CA | Swimmer Name | Time | AR | ER | WR | WC |
|----|--------------|------|----|----|----|------|
| | | | | | | NONE |

Age 50 to 54 (Male)

Age 50 to 54 (Female)

| CA | Swimmer Name | Time | AR | ER | WR | WC |
|------|--------------|------|----|----|----|----|
| NONE | | | | | | |

| CA | Swimmer Name | Time | AR | ER | WR | WC |
|------|--------------|------|----|----|----|----|
| NONE | | | | | | |

Age 55 to 59 (Male)

| CA | Swimmer Name | Time | AR | ER | WR | WC |
|----|---|----------|----|----|----|----|
| 1 |  Raymond Flanagan | 23:15.00 | | ER | | |

Age 55 to 59 (Female)

| CA | Swimmer Name | Time | AR | ER | WR | WC |
|------|--------------|------|----|----|----|----|
| NONE | | | | | | |

Age 60 to 64 (Male)

| CA | Swimmer Name | Time | AR | ER | WR | WC |
|------|--------------|------|----|----|----|----|
| NONE | | | | | | |

Age 60 to 64 (Female)

| CA | Swimmer Name | Time | AR | ER | WR | WC |
|------|--------------|------|----|----|----|----|
| NONE | | | | | | |

Age 65 to 69 (Male)

| CA | Swimmer Name | Time | AR | ER | WR | WC |
|------|--------------|------|----|----|----|----|
| NONE | | | | | | |

Age 65 to 69 (Female)

| CA | Swimmer Name | Time | AR | ER | WR | WC |
|------|--------------|------|----|----|----|----|
| NONE | | | | | | |

CA = Country Association Time = Swim Time (mm:ss:cc)

AR = Age-Group Record ER = Event Record WR = World Record WC = World Championship Record

DNF = Did Not Finish DQ = Disqualified NS = No Show

Ice Mile

OVERALL (Male)

| | CA | Swimmer Name | IISA | Time | AR | ER | WR | WC |
|---|--|----------------------|------|----------|----|----|----|----|
| 1 |  | Jonathan Groves (32) | Cold | 25:43.09 | AR | ER | | |
| 2 |  | Chris Judge (36) | Cold | 25:49.35 | AR | | | |
| 3 |  | Frank Hallissey (37) | Ice | 31:16.70 | | | | |

OVERALL (Female)

| | CA | Swimmer Name | IISA | Time | AR | ER | WR | WC |
|---|---|--------------------------|------|----------|----|----|----|----|
| 1 |  | Caroline McFarland (48) | Cold | 30:21.44 | | ER | | |
| 2 |  | Julie-Ann O'Donovan (40) | Ice | 31:46.22 | | | | |
| 3 |  | Ann McGrath (33) | Cold | 32:34.03 | | | | |
| 4 |  | Corinna Nolan (37) | Ice | 34:52.63 | AR | | | |
| 5 |  | Claire Ryan (39) | Ice | 44:31.11 | | | | |

Junior (Male)

| | CA | Swimmer Name | IISA | Time | AR | ER | WR | WC |
|--|----|--------------|------|------|----|----|----|----|
| | | | NONE | | | | | |

Junior (Female)

| | CA | Swimmer Name | IISA | Time | AR | ER | WR | WC |
|--|----|--------------|------|------|----|----|----|----|
| | | | NONE | | | | | |

Age 18 to 24 (Male)

| | CA | Swimmer Name | IISA | Time | AR | ER | WR | WC |
|--|----|--------------|------|------|----|----|----|----|
| | | | NONE | | | | | |

Age 18 to 24 (Female)

| | CA | Swimmer Name | IISA | Time | AR | ER | WR | WC |
|--|----|--------------|------|------|----|----|----|----|
| | | | NONE | | | | | |

Age 25 to 29 (Male)

| | CA | Swimmer Name | IISA | Time | AR | ER | WR | WC |
|--|----|--------------|------|------|----|----|----|----|
| | | | NONE | | | | | |

Age 25 to 29 (Female)

| | CA | Swimmer Name | IISA | Time | AR | ER | WR | WC |
|--|----|--------------|------|------|----|----|----|----|
| | | | NONE | | | | | |

Age 30 to 34 (Male)

| | CA | Swimmer Name | IISA | Time | AR | ER | WR | WC |
|---|--|----------------------|------|----------|----|----|----|----|
| 1 |  | Jonathan Groves (32) | Cold | 25:43.09 | AR | ER | | |


Age 30 to 34 (Female)

| | CA | Swimmer Name | IISA | Time | AR | ER | WR | WC |
|---|---|------------------|------|----------|----|----|----|----|
| 1 |  | Ann McGrath (33) | Cold | 32:34.03 | | | | |

Age 35 to 39 (Male)

| | CA | Swimmer Name | IISA | Time | AR | ER | WR | WC |
|---|--|----------------------|------|----------|----|----|----|----|
| 1 |  | Chris Judge (36) | Cold | 25:49.35 | AR | | | |
| 2 |  | Frank Hallissey (37) | Ice | 31:16.70 | | | | |

Age 35 to 39 (Female)

| | CA | Swimmer Name | IISA | Time | AR | ER | WR | WC |
|---|---|--------------------|------|----------|----|----|----|----|
| 1 |  | Corinna Nolan (37) | Ice | 34:52.63 | AR | | | |
| 2 |  | Claire Ryan (39) | Ice | 44:31.11 | | | | |

Age 40 to 44 (Male)

| | CA | Swimmer Name | IISA | Time | AR | ER | WR | WC |
|--|----|--------------|------|------|----|----|----|----|
| | | | NONE | | | | | |

Age 40 to 44 (Female)

| | CA | Swimmer Name | IISA | Time | AR | ER | WR | WC |
|---|---|--------------------------|------|----------|----|----|----|----|
| 1 |  | Julie-Ann O'Donovan (40) | Ice | 31:46.22 | | | | |

Age 45 to 49 (Male)

| | CA | Swimmer Name | IISA | Time | AR | ER | WR | WC |
|--|----|--------------|------|------|----|----|----|----|
| | | | NONE | | | | | |

Age 45 to 49 (Female)

| | CA | Swimmer Name | IISA | Time | AR | ER | WR | WC |
|---|---|-------------------------|------|----------|----|----|----|----|
| 1 |  | Caroline McFarland (48) | Cold | 30:21.44 | | ER | | |

Age 50 to 54 (Male)

| | CA | Swimmer Name | IISA | Time | AR | ER | WR | WC |
|--|----|--------------|------|------|----|----|----|----|
| | | | NONE | | | | | |

Age 50 to 54 (Female)

| | CA | Swimmer Name | IISA | Time | AR | ER | WR | WC |
|--|----|--------------|------|------|----|----|----|----|
| | | | NONE | | | | | |

Age 55 to 59 (Male)

| CA | Swimmer Name | IISA | Time | AR | ER | WR | WC |
|------|--------------|------|------|----|----|----|----|
| NONE | | | | | | | |

Age 55 to 59 (Female)

| CA | Swimmer Name | IISA | Time | AR | ER | WR | WC |
|------|--------------|------|------|----|----|----|----|
| NONE | | | | | | | |

Age 60 to 64 (Male)

| CA | Swimmer Name | IISA | Time | AR | ER | WR | WC |
|------|--------------|------|------|----|----|----|----|
| NONE | | | | | | | |

Age 60 to 64 (Female)

| CA | Swimmer Name | IISA | Time | AR | ER | WR | WC |
|------|--------------|------|------|----|----|----|----|
| NONE | | | | | | | |

Age 65 to 69 (Male)

| CA | Swimmer Name | IISA | Time | AR | ER | WR | WC |
|------|--------------|------|------|----|----|----|----|
| NONE | | | | | | | |

Age 65 to 69 (Female)

| CA | Swimmer Name | IISA | Time | AR | ER | WR | WC |
|------|--------------|------|------|----|----|----|----|
| NONE | | | | | | | |

CA = Country Association Time = Swim Time (mm:ss:cc) IISA = IISA Membership Level

EVENT DETAILS**IISA Ireland Wild Water Armagh Mile
Sun, 18th February, 2018
Wild Water Armagh**

| | | | |
|-----------------------------|-----------------------|---------------------------|-----------------------------|
| Country: | Ireland | Water Temperature: | 0.00°C |
| Country Association: | Ireland | Air Temperature: | 0.00°C |
| GPS Location: | 54.35° N 6.69° W | Wind Speed: | 0.0 km/h |
| World Champs: | No | Wind Chill: | 0.0°C |
| National Champs: | No | Course: | Certified Pool |
| Referee: | Padraig Mallon | Fresh/Salt Water: | Fresh |
| Medical Officer: | Finbar McGrady | Event Distances: | 1000m Freestyle Ice Mile |
| IISA Official: | Jacqueline McClelland | | |
| Event Director: | Ian Conroy | | |