

## EVENT RESULTS

1. Hallstättersee Ice Swimming Dachstein  
Salzkammergut

Fri, 2 Mar 2018 - Sat, 3 Mar 2018



Obertraun, Austria

## 1000m Freestyle Results

## OVERALL (Male)

	CA	Swimmer Name	Time	AR	ER	WR	WC
1		Sven Elfferich	12:29.94	✓	✓		
2		Fergil Hesterman	13:27.33				
3		Josef Köberl	19:51.88				
4		alexandre fuzeau	21:24.04				
5		Johannes Kapeller	22:13.30				
6		Mark Koitka	27:34.93				

## OVERALL (Female)

	CA	Swimmer Name	Time	AR	ER	WR	WC
1		Peggy Henning	18:48.00		✓		
2		Yasmine Pliessnig	20:04.89				

## Junior (Male)

	CA	Swimmer Name	Time	AR	ER	WR	WC
1		Sven Elfferich	12:29.94	✓	✓		


## Junior (Female)

	CA	Swimmer Name	Time	AR	ER	WR	WC
		NONE					

## Age 18 to 24 (Male)

	CA	Swimmer Name	Time	AR	ER	WR	WC
		NONE					

## Age 18 to 24 (Female)

	CA	Swimmer Name	Time	AR	ER	WR	WC
1		Yasmine Pliessnig	20:04.89				

## Age 25 to 29 (Male)

	CA	Swimmer Name	Time	AR	ER	WR	WC
1		Fergil Hesterman	13:27.33				

## Age 25 to 29 (Female)

	CA	Swimmer Name	Time	AR	ER	WR	WC
		NONE					

## Age 30 to 34 (Male)

	CA	Swimmer Name	Time	AR	ER	WR	WC
		NONE					

## Age 30 to 34 (Female)

	CA	Swimmer Name	Time	AR	ER	WR	WC
		NONE					

## Age 35 to 39 (Male)

	CA	Swimmer Name	Time	AR	ER	WR	WC
		NONE					

## Age 35 to 39 (Female)

	CA	Swimmer Name	Time	AR	ER	WR	WC
		NONE					

## Age 40 to 44 (Male)

	CA	Swimmer Name	Time	AR	ER	WR	WC
--	----	--------------	------	----	----	----	----

## Age 40 to 44 (Female)

	CA	Swimmer Name	Time	AR	ER	WR	WC
--	----	--------------	------	----	----	----	----

1		Josef Köberl	19:51.88					NONE
2		Johannes Kapeller	22:13.30					
3		Mark Koitka	27:34.93					

**Age 45 to 49 (Male)**

CA	Swimmer Name	Time	AR	ER	WR	WC

NONE

**Age 45 to 49 (Female)**

CA	Swimmer Name	Time	AR	ER	WR	WC
----	--------------	------	----	----	----	----

NONE

**Age 50 to 54 (Male)**

CA	Swimmer Name	Time	AR	ER	WR	WC
----	--------------	------	----	----	----	----

1		alexandre fuzeau	21:24.04			
---	--	------------------	----------	--	--	--

**Age 50 to 54 (Female)**

CA	Swimmer Name	Time	AR	ER	WR	WC
----	--------------	------	----	----	----	----

1		Peggy Henning	18:48.00			
---	---	---------------	----------	--	--	---

**Age 55 to 59 (Male)**

CA	Swimmer Name	Time	AR	ER	WR	WC
----	--------------	------	----	----	----	----

NONE

**Age 55 to 59 (Female)**

CA	Swimmer Name	Time	AR	ER	WR	WC
----	--------------	------	----	----	----	----

NONE

**Age 60 to 64 (Male)**

CA	Swimmer Name	Time	AR	ER	WR	WC
----	--------------	------	----	----	----	----

NONE

**Age 60 to 64 (Female)**

CA	Swimmer Name	Time	AR	ER	WR	WC
----	--------------	------	----	----	----	----

NONE

**Age 65 to 69 (Male)**

CA	Swimmer Name	Time	AR	ER	WR	WC
----	--------------	------	----	----	----	----

NONE

**Age 65 to 69 (Female)**

CA	Swimmer Name	Time	AR	ER	WR	WC
----	--------------	------	----	----	----	----

NONE

CA = Country Association Time = Swim Time (mm:ss:cc)

AR = Age-Group Record ER = Event Record WR = World Record WC = World Championship Record

DNF = Did Not Finish DQ = Disqualified NS = No Show