



EVENT RESULTS

Gdynia Winter Swimming Cup

Sat, 8 Jan 2022 - Sun, 9 Jan 2022

GDYNIA, Poland



1000m Freestyle Results

OVERALL (Male)

	CA	Swimmer Name	Time	AR	ER	WR	WC
1		Marcin Szarpak	12:30.03		✓		
2		Bart?omiej Kubkowski	13:06.83				
3		christof wandratsch	13:37.98	✓			
4		Piotr Konopacki	15:12.16				
5		Krzysztof Kubiak	15:16.55				
6		Piotr Blankowski	16:00.67				
7		Tomasz Lutkowski	16:33.15				
8		Lars Mack	16:35.65				
9		Gerald Daringer	16:47.37				
10		Leszek Zawadzki	17:01.58				
11		Krzysztof Kalinowski	18:11.19				
12		Jaroslav Dziubalka	18:18.59				
13		Maciej Leszczy?ski	19:25.65				
14		Leszek Naziemiec	19:52.70				
15		Marcin Laszkiewicz	20:14.19				
16		Artur Jele?	21:15.21				
17		Micha? W?odarczyk	21:33.96				
18		Sebastian Mazurek	24:29.44				

OVERALL (Female)

	CA	Swimmer Name	Time	AR	ER	WR	WC
1		Hanna Bakuniak	13:50.66		✓		
2		Izabela Babica	17:24.37				
3		Monika Wilk	18:56.43				
4		Tatiana Korona	20:58.06				
5		Sabina Koj	23:09.58				

Junior (Male)

	CA	Swimmer Name	Time	AR	ER	WR	WC
		NONE					

Junior (Female)

	CA	Swimmer Name	Time	AR	ER	WR	WC
		NONE					


Age 18 to 24 (Male)

	CA	Swimmer Name	Time	AR	ER	WR	WC
1		Marcin Szarpak	12:30.03		✓		

Age 18 to 24 (Female)

	CA	Swimmer Name	Time	AR	ER	WR	WC
		NONE					

Age 25 to 29 (Male)

	CA	Swimmer Name	Time	AR	ER	WR	WC
1		Bart?omie? Kubkowski	13:06.83				

Age 25 to 29 (Female)

	CA	Swimmer Name	Time	AR	ER	WR	WC
1		Hanna Bakuniak	13:50.66		<input checked="" type="checkbox"/>		



Age 30 to 34 (Male)

	CA	Swimmer Name	Time	AR	ER	WR	WC
1		Krzysztof Kubiak	15:16.55				


Age 30 to 34 (Female)

	CA	Swimmer Name	Time	AR	ER	WR	WC
		NONE					

Age 35 to 39 (Male)

	CA	Swimmer Name	Time	AR	ER	WR	WC
1		Leszek Zawadzki	17:01.58				
2		Artur Jele?	21:15.21				

Age 35 to 39 (Female)

	CA	Swimmer Name	Time	AR	ER	WR	WC
1		Sabina Koj	23:09.58				

Age 40 to 44 (Male)

	CA	Swimmer Name	Time	AR	ER	WR	WC
1		Piotr Konopacki	15:12.16				


Age 40 to 44 (Female)

	CA	Swimmer Name	Time	AR	ER	WR	WC
1		Izabela Babica	17:24.37				

Age 45 to 49 (Male)

	CA	Swimmer Name	Time	AR	ER	WR	WC
1		Piotr Biankowski	16:00.67				
2		Tomasz Lutkowski	16:33.15				
3		Lars Mack	16:35.65				
4		Gerald Daringer	16:47.37				
5		Krzysztof Kalinowski	18:11.19				
6		Jaroslav Dziubalka	18:18.59				
7		Maciej Leszczy?ski	19:25.65				
8		Leszek Naziemiec	19:52.70				
9		Marcin Laszkiewicz	20:14.19				
10		Micha? W?odarczyk	21:33.96				
11		Sebastian Mazurek	24:29.44				

Age 45 to 49 (Female)

	CA	Swimmer Name	Time	AR	ER	WR	WC
1		Monika Wilk	18:56.43				

Age 50 to 54 (Male)

	CA	Swimmer Name	Time	AR	ER	WR	WC
		NONE					


Age 50 to 54 (Female)

	CA	Swimmer Name	Time	AR	ER	WR	WC
		NONE					

Age 55 to 59 (Male)

	CA	Swimmer Name	Time	AR	ER	WR	WC
1		christof wandratsch	13:37.98	<input checked="" type="checkbox"/>			

Age 55 to 59 (Female)

	CA	Swimmer Name	Time	AR	ER	WR	WC
1		Tatiana Korona	20:58.06				

Age 60 to 64 (Male)

CA	Swimmer Name	Time	AR	ER	WR	WC
----	--------------	------	----	----	----	----

NONE

Age 60 to 64 (Female)

CA	Swimmer Name	Time	AR	ER	WR	WC
----	--------------	------	----	----	----	----

NONE

Age 65 to 69 (Male)

CA	Swimmer Name	Time	AR	ER	WR	WC
----	--------------	------	----	----	----	----

NONE

Age 65 to 69 (Female)

CA	Swimmer Name	Time	AR	ER	WR	WC
----	--------------	------	----	----	----	----

NONE

CA = Country Association **Time** = Swim Time (mm:ss:cc)

AR = Age-Group Record **ER** = Event Record **WR** = World Record **WC** = World Championship Record

DNF = Did Not Finish **DQ** = Disqualified **NS** = No Show