



## EVENT RESULTS

## Ice Cup &amp; GB Ice Swimming Championships 2017

Sat, 11th February, 2017



The Cruin, Loch Lomond, Scotland, Scotland

## 1000m Freestyle Results

## OVERALL (Male)

| CA | Swimmer Name             | IISA | Time     | AR | ER | WR | WC |
|----|--------------------------|------|----------|----|----|----|----|
| 1  | James Leitch (42)        | Ice  | 15:02.00 |    |    |    |    |
| 2  | Rory Fitzgerald (59)     | Ice  | 17:46.00 |    |    |    |    |
| 3  | Mark Gardner (39)        | Ice  | 19:18.00 |    |    |    |    |
| 4  | Bruno Cullinan (23)      | Ice  | 20:32.00 |    |    |    |    |
| 5  | Ram Barkai (60)          | Ice  | 22:08.00 |    |    |    |    |
| 6  | Matthew Brokenshire (34) | Cold | 22:26.00 |    |    |    |    |
| 7  | Terrence Bantock (56)    | Cold | 22:48.00 |    |    |    |    |
| 8  | Nick Hungerford (57)     | Ice  | 23:02.00 |    |    |    |    |
| 9  | Gordon Shutte (46)       | Cold | 24:03.00 |    |    |    |    |
| 10 | Laurie Brokenshire (65)  | Cold | 24:49.00 |    |    |    |    |
| 11 | Alistair Bell (31)       | Ice  | 25:23.00 |    |    |    |    |
| 12 | Gus Cooney (68)          | Cold | 27:49.00 |    |    |    |    |
| 13 | Mark Slater (50)         | Cold | 28:27.00 |    |    |    |    |

## OVERALL (Female)

| CA | Swimmer Name          | IISA | Time     | AR | ER | WR | WC |
|----|-----------------------|------|----------|----|----|----|----|
| 1  | Jessie Campbell (47)  | Ice  | 18:10.00 |    |    |    |    |
| 2  | Wendy Figures (52)    | Ice  | 19:46.00 |    |    |    |    |
| 3  | Olive Conroy (19)     | Ice  | 19:48.00 |    |    |    |    |
| 4  | Kate Steels (48)      | Ice  | 20:09.00 |    |    |    |    |
| 5  | Heidi Brice (21)      | Ice  | 20:47.00 |    |    |    |    |
| 6  | Andrea Startin (43)   | Ice  | 22:52.00 |    |    |    |    |
| 7  | Catherine Hartle (59) | Ice  | 24:02.00 |    |    |    |    |
| 8  | Cath Pendleton (45)   | Ice  | 25:23.00 |    |    |    |    |
| 9  | Debbie Wayman (55)    | Ice  | 26:04.00 |    |    |    |    |
| 10 | Viki Brice (49)       | Ice  | 28:13.00 |    |    |    |    |
| 11 | Patricia McQueen (65) | Cold | 30:12.00 |    |    |    |    |
| 12 | kareena parkes (43)   | Ice  | 31:11.00 |    |    |    |    |
| 13 | Tracey Sharratt (44)  | Cold | 31:33.00 |    |    |    |    |
| 14 | Maretta Robinson (52) | Cold | 32:07.00 |    |    |    |    |
| 15 | Emma Cummings (44)    | Cold | 33:17.00 |    |    |    |    |

## Junior (Male)

| CA   | Swimmer Name | IISA | Time | AR | ER | WR | WC |
|------|--------------|------|------|----|----|----|----|
| NONE |              |      |      |    |    |    |    |

## Junior (Female)

| CA   | Swimmer Name | IISA | Time | AR | ER | WR | WC |
|------|--------------|------|------|----|----|----|----|
| NONE |              |      |      |    |    |    |    |

## Age 18 to 24 (Male)

| CA | Swimmer Name        | IISA | Time     | AR | ER | WR | WC |
|----|---------------------|------|----------|----|----|----|----|
| 1  | Bruno Cullinan (23) | Ice  | 20:32.00 |    |    |    |    |

## Age 18 to 24 (Female)

| CA | Swimmer Name      | IISA | Time     | AR | ER | WR | WC |
|----|-------------------|------|----------|----|----|----|----|
| 1  | Olive Conroy (19) | Ice  | 19:48.00 |    |    |    |    |
| 2  | Heidi Brice (21)  | Ice  | 20:47.00 |    |    |    |    |



## Age 25 to 29 (Male)

| CA   | Swimmer Name | IISA | Time | AR | ER | WR | WC |
|------|--------------|------|------|----|----|----|----|
| NONE |              |      |      |    |    |    |    |

## Age 25 to 29 (Female)

| CA   | Swimmer Name | IISA | Time | AR | ER | WR | WC |
|------|--------------|------|------|----|----|----|----|
| NONE |              |      |      |    |    |    |    |


**Age 30 to 34 (Male)**

|   | CA   | Swimmer Name             | IISA | Time     | AR | ER | WR | WC |
|---|--|--------------------------|------|----------|----|----|----|----|
| 1 |  | Matthew Brokenshire (34) | Cold | 22:26.00 |    |    |    |    |
| 2 |  | Alistair Bell (31)       | Ice  | 25:23.00 |    |    |    |    |

**Age 35 to 39 (Male)**

|   | CA   | Swimmer Name      | IISA | Time     | AR | ER | WR | WC |
|---|--|-------------------|------|----------|----|----|----|----|
| 1 |  | Mark Gardner (39) | Ice  | 19:18.00 |    |    |    |    |

**Age 40 to 44 (Male)**

|   | CA   | Swimmer Name      | IISA | Time     | AR | ER | WR | WC |
|---|--|-------------------|------|----------|----|----|----|----|
| 1 |  | James Leitch (42) | Ice  | 15:02.00 |    |    |    |    |

**Age 45 to 49 (Male)**

|   | CA   | Swimmer Name       | IISA | Time     | AR | ER | WR | WC |
|---|--|--------------------|------|----------|----|----|----|----|
| 1 |  | Gordon Shutte (46) | Cold | 24:03.00 |    |    |    |    |


**Age 50 to 54 (Male)**

|   | CA   | Swimmer Name     | IISA | Time     | AR | ER | WR | WC |
|---|--|------------------|------|----------|----|----|----|----|
| 1 |  | Mark Slater (50) | Cold | 28:27.00 |    |    |    |    |

**Age 55 to 59 (Male)**

|   | CA   | Swimmer Name          | IISA | Time     | AR | ER | WR | WC |
|---|--|-----------------------|------|----------|----|----|----|----|
| 1 |  | Rory Fitzgerald (59)  | Ice  | 17:46.00 |    |    |    |    |
| 2 |  | Terrence Bantock (56) | Cold | 22:48.00 |    |    |    |    |
| 3 |  | Nick Hungerford (57)  | Ice  | 23:02.00 |    |    |    |    |

**Age 60 to 64 (Male)**

|   | CA   | Swimmer Name    | IISA | Time     | AR | ER | WR | WC |
|---|--|-----------------|------|----------|----|----|----|----|
| 1 |  | Ram Barkai (60) | Ice  | 22:08.00 |    |    |    |    |

**Age 65 to 69 (Male)**

|  | CA | Swimmer Name | IISA | Time | AR | ER | WR | WC |
|--|----|--------------|------|------|----|----|----|----|
|--|----|--------------|------|------|----|----|----|----|

**Age 30 to 34 (Female)**

|  | CA | Swimmer Name | IISA | Time | AR | ER | WR | WC |
|--|----|--------------|------|------|----|----|----|----|
|  |    |              | NONE |      |    |    |    |    |

**Age 35 to 39 (Female)**

|  | CA | Swimmer Name | IISA | Time | AR | ER | WR | WC |
|--|----|--------------|------|------|----|----|----|----|
|  |    |              | NONE |      |    |    |    |    |

**Age 40 to 44 (Female)**

|   | CA  | Swimmer Name         | IISA | Time     | AR | ER | WR | WC |
|---|---|----------------------|------|----------|----|----|----|----|
| 1 |  | Andrea Startin (43)  | Ice  | 22:52.00 |    |    |    |    |
| 2 |  | kareena parkes (43)  | Ice  | 31:11.00 |    |    |    |    |
| 3 |  | Tracey Sharratt (44) | Cold | 31:33.00 |    |    |    |    |
| 4 |  | Emma Cummings (44)   | Cold | 33:17.00 |    |    |    |    |



**Age 45 to 49 (Female)**

|   | CA  | Swimmer Name         | IISA | Time     | AR | ER | WR | WC |
|---|---|----------------------|------|----------|----|----|----|----|
| 1 |  | Jessie Campbell (47) | Ice  | 18:10.00 |    |    |    |    |
| 2 |  | Kate Steels (48)     | Ice  | 20:09.00 |    |    |    |    |
| 3 |  | Cath Pendleton (45)  | Ice  | 25:23.00 |    |    |    |    |
| 4 |  | Viki Brice (49)      | Ice  | 28:13.00 |    |    |    |    |

**Age 50 to 54 (Female)**

|   | CA  | Swimmer Name          | IISA | Time     | AR | ER | WR | WC |
|---|---|-----------------------|------|----------|----|----|----|----|
| 1 |  | Wendy Figures (52)    | Ice  | 19:46.00 |    |    |    |    |
| 2 |  | Maretta Robinson (52) | Cold | 32:07.00 |    |    |    |    |

**Age 55 to 59 (Female)**

|   | CA  | Swimmer Name          | IISA | Time     | AR | ER | WR | WC |
|---|---|-----------------------|------|----------|----|----|----|----|
| 1 |  | Catherine Hartle (59) | Ice  | 24:02.00 |    |    |    |    |
| 2 |  | Debbie Wayman (55)    | Ice  | 26:04.00 |    |    |    |    |

**Age 60 to 64 (Female)**

|  | CA | Swimmer Name | IISA | Time | AR | ER | WR | WC |
|--|----|--------------|------|------|----|----|----|----|
|  |    |              | NONE |      |    |    |    |    |

**Age 65 to 69 (Female)**

|  | CA | Swimmer Name | IISA | Time | AR | ER | WR | WC |
|--|----|--------------|------|------|----|----|----|----|
|--|----|--------------|------|------|----|----|----|----|

1  Laurie Brokenshire (65) **Cold** 24:49.00  
2  Gus Cooney (68) **Cold** 27:49.00

1  Patricia McQueen (65) **Cold** 30:12.00

**CA** = Country Association **Time** = Swim Time (mm:ss:cc) **IISA** = IISA Membership Level

## 500m Freestyle Results

## OVERALL (Male)

|   | CA   | Swimmer Name         | IISA | Time     | AR | ER | WR | WC |
|---|--|----------------------|------|----------|----|----|----|----|
| 1 |  | Peter Warman (32)    | Cool | 10:36.00 |    |    |    |    |
| 2 |  | janssen bostock (50) | Cool | 11:12.00 |    |    |    |    |
| 3 |  | Tom Hanna (37)       | Cool | 11:50.00 |    |    |    |    |
| 4 |  | Mark Cohen (43)      | Cool | 14:35.00 |    |    |    |    |
| 5 |  | Rick Wells (56)      | Cool | 16:08.00 |    |    |    |    |
| 6 |  | Nick Healey (46)     | Cool | 19:45.00 |    |    |    |    |

## OVERALL (Female)

|   | CA  | Swimmer Name          | IISA | Time     | AR | ER | WR | WC |
|---|---|-----------------------|------|----------|----|----|----|----|
| 1 |  | Erin Hope (19)        | Ice  | 13:33.00 |    |    |    |    |
| 2 |  | melissa compton (37)  | Cool | 14:40.00 |    |    |    |    |
| 3 |  | Susan Penaluna (54)   | Ice  | 14:59.00 |    |    |    |    |
| 4 |  | Jeanette Roberts (46) | Cool | 15:01.00 |    |    |    |    |
| 5 |  | Andrea Hawkins (53)   | Ice  | 15:10.00 |    |    |    |    |
| 6 |  | Laura Knowles (41)    | Cool | 15:57.00 |    |    |    |    |

## Junior (Male)

|  | CA | Swimmer Name | IISA | Time | AR | ER | WR | WC |
|--|----|--------------|------|------|----|----|----|----|
|  |    |              | NONE |      |    |    |    |    |


## Junior (Female)

|  | CA | Swimmer Name | IISA | Time | AR | ER | WR | WC |
|--|----|--------------|------|------|----|----|----|----|
|  |    |              | NONE |      |    |    |    |    |

## Age 18 to 24 (Male)

|  | CA | Swimmer Name | IISA | Time | AR | ER | WR | WC |
|--|----|--------------|------|------|----|----|----|----|
|  |    |              | NONE |      |    |    |    |    |

## Age 18 to 24 (Female)

|   | CA  | Swimmer Name   | IISA | Time     | AR | ER | WR | WC |
|---|---|----------------|------|----------|----|----|----|----|
| 1 |  | Erin Hope (19) | Ice  | 13:33.00 |    |    |    |    |


## Age 25 to 29 (Male)

|  | CA | Swimmer Name | IISA | Time | AR | ER | WR | WC |
|--|----|--------------|------|------|----|----|----|----|
|  |    |              | NONE |      |    |    |    |    |

## Age 25 to 29 (Female)

|  | CA | Swimmer Name | IISA | Time | AR | ER | WR | WC |
|--|----|--------------|------|------|----|----|----|----|
|  |    |              | NONE |      |    |    |    |    |


## Age 30 to 34 (Male)

|   | CA   | Swimmer Name      | IISA | Time     | AR | ER | WR | WC |
|---|--|-------------------|------|----------|----|----|----|----|
| 1 |  | Peter Warman (32) | Cool | 10:36.00 |    |    |    |    |


## Age 30 to 34 (Female)

|  | CA | Swimmer Name | IISA | Time | AR | ER | WR | WC |
|--|----|--------------|------|------|----|----|----|----|
|  |    |              | NONE |      |    |    |    |    |


## Age 35 to 39 (Male)

|   | CA   | Swimmer Name   | IISA | Time     | AR | ER | WR | WC |
|---|--|----------------|------|----------|----|----|----|----|
| 1 |  | Tom Hanna (37) | Cool | 11:50.00 |    |    |    |    |


## Age 35 to 39 (Female)

|   | CA  | Swimmer Name         | IISA | Time     | AR | ER | WR | WC |
|---|---|----------------------|------|----------|----|----|----|----|
| 1 |  | melissa compton (37) | Cool | 14:40.00 |    |    |    |    |


## Age 40 to 44 (Male)

|   | CA   | Swimmer Name    | IISA | Time     | AR | ER | WR | WC |
|---|--|-----------------|------|----------|----|----|----|----|
| 1 |  | Mark Cohen (43) | Cool | 14:35.00 |    |    |    |    |


## Age 40 to 44 (Female)

|   | CA  | Swimmer Name       | IISA | Time     | AR | ER | WR | WC |
|---|---|--------------------|------|----------|----|----|----|----|
| 1 |  | Laura Knowles (41) | Cool | 15:57.00 |    |    |    |    |


## Age 45 to 49 (Male)

|   | CA   | Swimmer Name     | IISA | Time     | AR | ER | WR | WC |
|---|--|------------------|------|----------|----|----|----|----|
| 1 |  | Nick Healey (46) | Cool | 19:45.00 |    |    |    |    |


## Age 45 to 49 (Female)

|   | CA  | Swimmer Name          | IISA | Time     | AR | ER | WR | WC |
|---|---|-----------------------|------|----------|----|----|----|----|
| 1 |  | Jeanette Roberts (46) | Cool | 15:01.00 |    |    |    |    |


## Age 50 to 54 (Male)

|   | CA   | Swimmer Name         | IISA | Time     | AR | ER | WR | WC |
|---|--|----------------------|------|----------|----|----|----|----|
| 1 |  | janssen bostock (50) | Cool | 11:12.00 |    |    |    |    |

## Age 50 to 54 (Female)

|   | CA  | Swimmer Name        | IISA | Time     | AR | ER | WR | WC |
|---|---|---------------------|------|----------|----|----|----|----|
| 1 |  | Susan Penaluna (54) | Ice  | 14:59.00 |    |    |    |    |

2  Andrea Hawkins (53) Ice 15:10.00**Age 55 to 59 (Male)**

|   | CA   | Swimmer Name    | IISA | Time     | AR | ER | WR | WC |
|---|--|-----------------|------|----------|----|----|----|----|
| 1 |  | Rick Wells (56) | Cool | 16:08.00 |    |    |    |    |

**Age 55 to 59 (Female)**

|  | CA | Swimmer Name | IISA | Time | AR | ER | WR | WC |
|--|----|--------------|------|------|----|----|----|----|
|  |    |              | NONE |      |    |    |    |    |

**Age 60 to 64 (Male)**

|  | CA | Swimmer Name | IISA | Time | AR | ER | WR | WC |
|--|----|--------------|------|------|----|----|----|----|
|  |    |              | NONE |      |    |    |    |    |

**Age 60 to 64 (Female)**

|  | CA | Swimmer Name | IISA | Time | AR | ER | WR | WC |
|--|----|--------------|------|------|----|----|----|----|
|  |    |              | NONE |      |    |    |    |    |

**Age 65 to 69 (Male)**

|  | CA | Swimmer Name | IISA | Time | AR | ER | WR | WC |
|--|----|--------------|------|------|----|----|----|----|
|  |    |              | NONE |      |    |    |    |    |

**Age 65 to 69 (Female)**

|  | CA | Swimmer Name | IISA | Time | AR | ER | WR | WC |
|--|----|--------------|------|------|----|----|----|----|
|  |    |              | NONE |      |    |    |    |    |

CA = Country Association Time = Swim Time (mm:ss:cc) IISA = IISA Membership Level

# 100m Freestyle Results

## OVERALL (Male)

|    | CA | Swimmer Name             | IISA | Time     | AR | ER | WR | WC |
|----|----|--------------------------|------|----------|----|----|----|----|
| 1  |    | James Leitch (42)        | Ice  | 01:41.00 |    |    |    |    |
| 2  |    | Rory Fitzgerald (59)     | Ice  | 01:45.00 |    |    |    |    |
| 3  |    | Matthew Brokenshire (34) | Cold | 01:55.00 |    |    |    |    |
| 4  |    | Mark Slater (50)         | Cold | 02:31.00 |    |    |    |    |
| 5  |    | Oliver Downing (28)      | Ice  | 02:35.00 |    |    |    |    |
| 6  |    | Douglas Forbes (55)      | Cool | 03:03.12 |    |    |    |    |
| 7  |    | Matthew Davenport (43)   | Cool | 03:05.00 |    |    |    |    |
| 8  |    | andrew brown (52)        | Cool | 03:05.00 |    |    |    |    |
| 9  |    | Ed Hartgill (48)         | Cool | 03:12.00 |    |    |    |    |
| 10 |    | Kevin Stiff (60)         | Cool | 03:20.00 |    |    |    |    |

## OVERALL (Female)

|    | CA | Swimmer Name          | IISA | Time     | AR | ER | WR | WC |
|----|----|-----------------------|------|----------|----|----|----|----|
| 1  |    | Jade-Fern Perry (35)  | Cold | 01:55.00 |    |    |    |    |
| 2  |    | Catherine Hartle (59) | Ice  | 02:27.00 |    |    |    |    |
| 3  |    | Erin Hope (19)        | Ice  | 02:36.00 |    |    |    |    |
| 4  |    | Cath Pendleton (45)   | Ice  | 02:39.00 |    |    |    |    |
| 5  |    | lesley burn (46)      | Cool | 02:49.00 |    |    |    |    |
| 6  |    | Laura Hulse (43)      | Cool | 03:13.00 |    |    |    |    |
| 7  |    | Lucy Johnston (37)    | Cool | 03:15.00 |    |    |    |    |
| 8  |    | Catherine Sunley (51) | Ice  | 03:59.00 |    |    |    |    |
| 9  |    | Janet Mills (57)      | Cool | 04:06.00 |    |    |    |    |
| 10 |    | Helen Conway (49)     | Cool | 04:13.00 |    |    |    |    |
| 11 |    | Tracy Stiff (57)      | Cool | 04:48.00 |    |    |    |    |

## Junior (Male)

|  | CA | Swimmer Name | IISA | Time | AR | ER | WR | WC |
|--|----|--------------|------|------|----|----|----|----|
|  |    |              | NONE |      |    |    |    |    |

## Junior (Female)

|  | CA | Swimmer Name | IISA | Time | AR | ER | WR | WC |
|--|----|--------------|------|------|----|----|----|----|
|  |    |              | NONE |      |    |    |    |    |

## Age 18 to 24 (Male)

|  | CA | Swimmer Name | IISA | Time | AR | ER | WR | WC |
|--|----|--------------|------|------|----|----|----|----|
|  |    |              | NONE |      |    |    |    |    |

## Age 18 to 24 (Female)

|   | CA | Swimmer Name   | IISA | Time     | AR | ER | WR | WC |
|---|----|----------------|------|----------|----|----|----|----|
| 1 |    | Erin Hope (19) | Ice  | 02:36.00 |    |    |    |    |

## Age 25 to 29 (Male)

|   | CA | Swimmer Name        | IISA | Time     | AR | ER | WR | WC |
|---|----|---------------------|------|----------|----|----|----|----|
| 1 |    | Oliver Downing (28) | Ice  | 02:35.00 |    |    |    |    |

## Age 25 to 29 (Female)

|  | CA | Swimmer Name | IISA | Time | AR | ER | WR | WC |
|--|----|--------------|------|------|----|----|----|----|
|  |    |              | NONE |      |    |    |    |    |

## Age 30 to 34 (Male)

|   | CA | Swimmer Name             | IISA | Time     | AR | ER | WR | WC |
|---|----|--------------------------|------|----------|----|----|----|----|
| 1 |    | Matthew Brokenshire (34) | Cold | 01:55.00 |    |    |    |    |

## Age 30 to 34 (Female)

|  | CA | Swimmer Name | IISA | Time | AR | ER | WR | WC |
|--|----|--------------|------|------|----|----|----|----|
|  |    |              | NONE |      |    |    |    |    |

## Age 35 to 39 (Male)

|  | CA | Swimmer Name | IISA | Time | AR | ER | WR | WC |
|--|----|--------------|------|------|----|----|----|----|
|  |    |              | NONE |      |    |    |    |    |

## Age 35 to 39 (Female)

|   | CA | Swimmer Name         | IISA | Time     | AR | ER | WR | WC |
|---|----|----------------------|------|----------|----|----|----|----|
| 1 |    | Jade-Fern Perry (35) | Cold | 01:55.00 |    |    |    |    |
| 2 |    | Lucy Johnston (37)   | Cool | 03:15.00 |    |    |    |    |

## Age 40 to 44 (Male)

|   | CA | Swimmer Name           | IISA | Time     | AR | ER | WR | WC |
|---|----|------------------------|------|----------|----|----|----|----|
| 1 |    | James Leitch (42)      | Ice  | 01:41.00 |    |    |    |    |
| 2 |    | Matthew Davenport (43) | Cool | 03:05.00 |    |    |    |    |



## Age 40 to 44 (Female)

|   | CA | Swimmer Name     | IISA | Time     | AR | ER | WR | WC |
|---|----|------------------|------|----------|----|----|----|----|
| 1 |    | Laura Hulse (43) | Cool | 03:13.00 |    |    |    |    |


**Age 45 to 49 (Male)**

|   | CA   | Swimmer Name     | IISA | Time     | AR | ER | WR | WC |
|---|--|------------------|------|----------|----|----|----|----|
| 1 |  | Ed Hartgill (48) | Cool | 03:12.00 |    |    |    |    |


**Age 45 to 49 (Female)**

|   | CA  | Swimmer Name        | IISA | Time     | AR | ER | WR | WC |
|---|---|---------------------|------|----------|----|----|----|----|
| 1 |  | Cath Pendleton (45) | Ice  | 02:39.00 |    |    |    |    |
| 2 |  | lesley burn (46)    | Cool | 02:49.00 |    |    |    |    |
| 3 |  | Helen Conway (49)   | Cool | 04:13.00 |    |    |    |    |



**Age 50 to 54 (Male)**

|   | CA   | Swimmer Name      | IISA | Time     | AR | ER | WR | WC |
|---|--|-------------------|------|----------|----|----|----|----|
| 1 |  | Mark Slater (50)  | Cold | 02:31.00 |    |    |    |    |
| 2 |  | andrew brown (52) | Cool | 03:05.00 |    |    |    |    |




**Age 50 to 54 (Female)**

|   | CA  | Swimmer Name          | IISA | Time     | AR | ER | WR | WC |
|---|---|-----------------------|------|----------|----|----|----|----|
| 1 |  | Catherine Sunley (51) | Ice  | 03:59.00 |    |    |    |    |

**Age 55 to 59 (Male)**

|   | CA   | Swimmer Name         | IISA | Time     | AR | ER | WR | WC |
|---|--|----------------------|------|----------|----|----|----|----|
| 1 |  | Rory Fitzgerald (59) | Ice  | 01:45.00 |    |    |    |    |
| 2 |  | Douglas Forbes (55)  | Cool | 03:03.12 |    |    |    |    |

**Age 55 to 59 (Female)**

|   | CA  | Swimmer Name          | IISA | Time     | AR | ER | WR | WC |
|---|---|-----------------------|------|----------|----|----|----|----|
| 1 |  | Catherine Hartle (59) | Ice  | 02:27.00 |    |    |    |    |
| 2 |  | Janet Mills (57)      | Cool | 04:06.00 |    |    |    |    |
| 3 |  | Tracy Stiff (57)      | Cool | 04:48.00 |    |    |    |    |

**Age 60 to 64 (Male)**

|   | CA   | Swimmer Name     | IISA | Time     | AR | ER | WR | WC |
|---|--|------------------|------|----------|----|----|----|----|
| 1 |  | Kevin Stiff (60) | Cool | 03:20.00 |    |    |    |    |

**Age 60 to 64 (Female)**

|  | CA | Swimmer Name | IISA | Time | AR | ER | WR | WC |
|--|----|--------------|------|------|----|----|----|----|
|  |    |              | NONE |      |    |    |    |    |

**Age 65 to 69 (Male)**

|  | CA | Swimmer Name | IISA | Time | AR | ER | WR | WC |
|--|----|--------------|------|------|----|----|----|----|
|  |    |              | NONE |      |    |    |    |    |

**Age 65 to 69 (Female)**

|  | CA | Swimmer Name | IISA | Time | AR | ER | WR | WC |
|--|----|--------------|------|------|----|----|----|----|
|  |    |              | NONE |      |    |    |    |    |

CA = Country Association    Time = Swim Time (mm:ss:cc)    IISA = IISA Membership Level





1  Paul Bygrave (55) Cool 02:09.00 NONE

**Age 60 to 64 (Male)**

| CA | Swimmer Name | IISA | Time | AR | ER | WR | WC |
|----|--------------|------|------|----|----|----|----|
|    |              | NONE |      |    |    |    |    |

**Age 60 to 64 (Female)**

| CA | Swimmer Name | IISA | Time | AR | ER | WR | WC |
|----|--------------|------|------|----|----|----|----|
|    |              | NONE |      |    |    |    |    |

**Age 65 to 69 (Male)**

| CA | Swimmer Name  | IISA | Time     | AR | ER | WR | WC |
|----|---|------|----------|----|----|----|----|
| 1  |  ROY MCQUEEN (66) | Cool | 01:25.00 |    |    |    |    |

**Age 65 to 69 (Female)**

| CA | Swimmer Name | IISA | Time | AR | ER | WR | WC |
|----|--------------|------|------|----|----|----|----|
|    |              | NONE |      |    |    |    |    |

CA = Country Association Time = Swim Time (mm:ss:cc) IISA = IISA Membership Level

# 100m Breaststroke Results

## OVERALL (Male)

| CA | Swimmer Name   | IISA | Time     | AR | ER | WR | WC |
|----|--|------|----------|----|----|----|----|
| 1  |  simon porter (44) | Cold | 02:27.00 |    |    |    |    |

## OVERALL (Female)

| CA | Swimmer Name   | IISA | Time     | AR | ER | WR | WC |
|----|--|------|----------|----|----|----|----|
| 1  |  Wendy Figures (52)   | Ice  | 02:29.00 |    |    |    |    |
| 2  |  Kate Steels (48)     | Ice  | 02:41.00 |    |    |    |    |
| 3  |  Natalee Byrne (44)   | Cool | 02:52.00 |    |    |    |    |
| 4  |  Val Smith (54)       | Ice  | 03:25.00 |    |    |    |    |
| 5  |  Suzie Cooper (48)    | Cool | 05:23.00 |    |    |    |    |
| 6  |  Sandra Melville (58) | Cool | 06:15.00 |    |    |    |    |

## Junior (Male)

| CA | Swimmer Name | IISA | Time | AR | ER | WR | WC |
|----|--------------|------|------|----|----|----|----|
|    |              | NONE |      |    |    |    |    |

## Junior (Female)

| CA | Swimmer Name | IISA | Time | AR | ER | WR | WC |
|----|--------------|------|------|----|----|----|----|
|    |              | NONE |      |    |    |    |    |

## Age 18 to 24 (Male)

| CA | Swimmer Name | IISA | Time | AR | ER | WR | WC |
|----|--------------|------|------|----|----|----|----|
|    |              | NONE |      |    |    |    |    |

## Age 18 to 24 (Female)

| CA | Swimmer Name | IISA | Time | AR | ER | WR | WC |
|----|--------------|------|------|----|----|----|----|
|    |              | NONE |      |    |    |    |    |

## Age 25 to 29 (Male)

| CA | Swimmer Name | IISA | Time | AR | ER | WR | WC |
|----|--------------|------|------|----|----|----|----|
|    |              | NONE |      |    |    |    |    |

## Age 25 to 29 (Female)

| CA | Swimmer Name | IISA | Time | AR | ER | WR | WC |
|----|--------------|------|------|----|----|----|----|
|    |              | NONE |      |    |    |    |    |

## Age 30 to 34 (Male)

| CA | Swimmer Name | IISA | Time | AR | ER | WR | WC |
|----|--------------|------|------|----|----|----|----|
|    |              | NONE |      |    |    |    |    |

## Age 30 to 34 (Female)

| CA | Swimmer Name | IISA | Time | AR | ER | WR | WC |
|----|--------------|------|------|----|----|----|----|
|    |              | NONE |      |    |    |    |    |

## Age 35 to 39 (Male)

| CA | Swimmer Name | IISA | Time | AR | ER | WR | WC |
|----|--------------|------|------|----|----|----|----|
|    |              | NONE |      |    |    |    |    |


## Age 35 to 39 (Female)

| CA | Swimmer Name | IISA | Time | AR | ER | WR | WC |
|----|--------------|------|------|----|----|----|----|
|    |              | NONE |      |    |    |    |    |

## Age 40 to 44 (Male)

| CA | Swimmer Name   | IISA | Time     | AR | ER | WR | WC |
|----|--|------|----------|----|----|----|----|
| 1  |  simon porter (44) | Cold | 02:27.00 |    |    |    |    |



## Age 40 to 44 (Female)

| CA | Swimmer Name   | IISA | Time     | AR | ER | WR | WC |
|----|--|------|----------|----|----|----|----|
| 1  |  Natalee Byrne (44) | Cool | 02:52.00 |    |    |    |    |

## Age 45 to 49 (Male)

| CA | Swimmer Name | IISA | Time | AR | ER | WR | WC |
|----|--------------|------|------|----|----|----|----|
|    |              | NONE |      |    |    |    |    |


## Age 45 to 49 (Female)

| CA | Swimmer Name  | IISA | Time     | AR | ER | WR | WC |
|----|---|------|----------|----|----|----|----|
| 1  |  Kate Steels (48)  | Ice  | 02:41.00 |    |    |    |    |
| 2  |  Suzie Cooper (48) | Cool | 05:23.00 |    |    |    |    |

## Age 50 to 54 (Male)

| CA | Swimmer Name | IISA | Time | AR | ER | WR | WC |
|----|--------------|------|------|----|----|----|----|
|    |              | NONE |      |    |    |    |    |

## Age 50 to 54 (Female)

| CA | Swimmer Name   | IISA | Time     | AR | ER | WR | WC |
|----|--|------|----------|----|----|----|----|
| 1  |  Wendy Figures (52) | Ice  | 02:29.00 |    |    |    |    |

2  Val Smith (54) Ice 03:25.00

**Age 55 to 59 (Male)**

| CA   | Swimmer Name | IISA | Time | AR | ER | WR | WC |
|------|--------------|------|------|----|----|----|----|
| NONE |              |      |      |    |    |    |    |

**Age 55 to 59 (Female)**

| CA | Swimmer Name   | IISA | Time     | AR | ER | WR | WC |
|----|--|------|----------|----|----|----|----|
| 1  |  Sandra Melville (58) | Cool | 06:15.00 |    |    |    |    |

**Age 60 to 64 (Male)**

| CA   | Swimmer Name | IISA | Time | AR | ER | WR | WC |
|------|--------------|------|------|----|----|----|----|
| NONE |              |      |      |    |    |    |    |

**Age 60 to 64 (Female)**

| CA   | Swimmer Name | IISA | Time | AR | ER | WR | WC |
|------|--------------|------|------|----|----|----|----|
| NONE |              |      |      |    |    |    |    |

**Age 65 to 69 (Male)**

| CA   | Swimmer Name | IISA | Time | AR | ER | WR | WC |
|------|--------------|------|------|----|----|----|----|
| NONE |              |      |      |    |    |    |    |

**Age 65 to 69 (Female)**

| CA   | Swimmer Name | IISA | Time | AR | ER | WR | WC |
|------|--------------|------|------|----|----|----|----|
| NONE |              |      |      |    |    |    |    |

CA = Country Association    Time = Swim Time (mm:ss:cc)    IISA = IISA Membership Level

**EVENT DETAILS****Ice Cup & GB Ice Swimming Championships 2017  
Sat, 11th February, 2017  
The Cruin, Loch Lomond, Scotland**

|                             |                         |                           |                                |
|-----------------------------|-------------------------|---------------------------|--------------------------------|
| <b>Country:</b>             | Scotland                | <b>Water Temperature:</b> | 4.20°C                         |
| <b>Country Association:</b> | Great Britain           | <b>Air Temperature:</b>   | 3.10°C                         |
| <b>GPS Location:</b>        | 56.02° N 4.63° W        | <b>Wind Speed:</b>        | 8.0 km/h                       |
| <b>World Champs:</b>        | No                      | <b>Wind Chill:</b>        | 0.9°C                          |
| <b>National Champs:</b>     | Yes                     | <b>Course:</b>            | Open Water                     |
| <b>Referee:</b>             | Catherine Sunley        | <b>Fresh/Salt Water:</b>  | Fresh                          |
| <b>Medical Officer:</b>     | Ruth Williamson         | <b>Event Distances:</b>   | 1000m Freestyle                |
| <b>IISA Official:</b>       | Pauline Barker          |                           | 500m Freestyle                 |
| <b>Event Director:</b>      | Pauline Barker          |                           | 200m Freestyle                 |
| <b>Event Contact:</b>       | Pauline Barker          |                           | 100m Freestyle                 |
| <b>Event Email:</b>         | BritishIceLions@aol.com |                           | 50m Freestyle                  |
|                             |                         |                           | 100m Breaststroke              |
|                             |                         |                           | 4 x 100m Mixed Freestyle Relay |
|                             |                         |                           | 4 x 50m Mixed Medley Relay     |