

## EVENT RESULTS



1. Hallstättersee Ice Swimming Dachstein  
Salzkammergut

Fri, 2 Mar 2018 - Sat, 3 Mar 2018

Obertraun, Austria

## 50m Breaststroke

## OVERALL (Male)

| CA | Swimmer Name  | IISA | Time     | AR | ER | WR | WC |
|----|---|------|----------|----|----|----|----|
| 1  |  Johannes Kapeller (43) | Cold | 00:47.46 |    | ER |    |    |
| 2  |  Josef Köberl           | Ice  | 00:48.09 |    |    |    |    |

## OVERALL (Female)

| CA | Swimmer Name | IISA | Time | AR | ER | WR | WC |
|----|--------------|------|------|----|----|----|----|
|    |              | NONE |      |    |    |    |    |

## Junior (Male)

| CA | Swimmer Name | IISA | Time | AR | ER | WR | WC |
|----|--------------|------|------|----|----|----|----|
|    |              | NONE |      |    |    |    |    |

## Junior (Female)

| CA | Swimmer Name | IISA | Time | AR | ER | WR | WC |
|----|--------------|------|------|----|----|----|----|
|    |              | NONE |      |    |    |    |    |

## Age 18 to 24 (Male)

| CA | Swimmer Name | IISA | Time | AR | ER | WR | WC |
|----|--------------|------|------|----|----|----|----|
|    |              | NONE |      |    |    |    |    |

## Age 18 to 24 (Female)

| CA | Swimmer Name | IISA | Time | AR | ER | WR | WC |
|----|--------------|------|------|----|----|----|----|
|    |              | NONE |      |    |    |    |    |

## Age 25 to 29 (Male)

| CA | Swimmer Name | IISA | Time | AR | ER | WR | WC |
|----|--------------|------|------|----|----|----|----|
|    |              | NONE |      |    |    |    |    |

## Age 25 to 29 (Female)

| CA | Swimmer Name | IISA | Time | AR | ER | WR | WC |
|----|--------------|------|------|----|----|----|----|
|    |              | NONE |      |    |    |    |    |

## Age 30 to 34 (Male)

| CA | Swimmer Name | IISA | Time | AR | ER | WR | WC |
|----|--------------|------|------|----|----|----|----|
|    |              | NONE |      |    |    |    |    |

## Age 30 to 34 (Female)

| CA | Swimmer Name | IISA | Time | AR | ER | WR | WC |
|----|--------------|------|------|----|----|----|----|
|    |              | NONE |      |    |    |    |    |



## Age 35 to 39 (Male)

| CA | Swimmer Name | IISA | Time | AR | ER | WR | WC |
|----|--------------|------|------|----|----|----|----|
|    |              | NONE |      |    |    |    |    |

## Age 35 to 39 (Female)

| CA | Swimmer Name | IISA | Time | AR | ER | WR | WC |
|----|--------------|------|------|----|----|----|----|
|    |              | NONE |      |    |    |    |    |

## Age 40 to 44 (Male)

| CA | Swimmer Name  | IISA | Time     | AR | ER | WR | WC |
|----|---|------|----------|----|----|----|----|
| 1  |  Johannes Kapeller (43) | Cold | 00:47.46 |    | ER |    |    |
| 2  |  Josef Köberl           | Ice  | 00:48.09 |    |    |    |    |

## Age 40 to 44 (Female)

| CA | Swimmer Name | IISA | Time | AR | ER | WR | WC |
|----|--------------|------|------|----|----|----|----|
|    |              | NONE |      |    |    |    |    |

## Age 45 to 49 (Male)

| CA | Swimmer Name | IISA | Time | AR | ER | WR | WC |
|----|--------------|------|------|----|----|----|----|
|    |              | NONE |      |    |    |    |    |

## Age 45 to 49 (Female)

| CA | Swimmer Name | IISA | Time | AR | ER | WR | WC |
|----|--------------|------|------|----|----|----|----|
|    |              | NONE |      |    |    |    |    |

## Age 50 to 54 (Male)

## Age 50 to 54 (Female)

| CA | Swimmer Name | IISA | Time | AR | ER | WR | WC |
|----|--------------|------|------|----|----|----|----|
|    |              | NONE |      |    |    |    |    |

| CA | Swimmer Name | IISA | Time | AR | ER | WR | WC |
|----|--------------|------|------|----|----|----|----|
|    |              | NONE |      |    |    |    |    |

**Age 55 to 59 (Male)**

| CA | Swimmer Name | IISA | Time | AR | ER | WR | WC |
|----|--------------|------|------|----|----|----|----|
|    |              | NONE |      |    |    |    |    |

**Age 55 to 59 (Female)**

| CA | Swimmer Name | IISA | Time | AR | ER | WR | WC |
|----|--------------|------|------|----|----|----|----|
|    |              | NONE |      |    |    |    |    |

**Age 60 to 64 (Male)**

| CA | Swimmer Name | IISA | Time | AR | ER | WR | WC |
|----|--------------|------|------|----|----|----|----|
|    |              | NONE |      |    |    |    |    |

**Age 60 to 64 (Female)**

| CA | Swimmer Name | IISA | Time | AR | ER | WR | WC |
|----|--------------|------|------|----|----|----|----|
|    |              | NONE |      |    |    |    |    |

**Age 65 to 69 (Male)**

| CA | Swimmer Name | IISA | Time | AR | ER | WR | WC |
|----|--------------|------|------|----|----|----|----|
|    |              | NONE |      |    |    |    |    |

**Age 65 to 69 (Female)**

| CA | Swimmer Name | IISA | Time | AR | ER | WR | WC |
|----|--------------|------|------|----|----|----|----|
|    |              | NONE |      |    |    |    |    |

CA = Country Association    Time = Swim Time (mm:ss:cc)    IISA = IISA Membership Level